

Real Talk Guide for Filipinos Moving to New Zealand

How to Settle, Thrive, and Feel at Home in Aotearoa

So you're getting ready to start a new chapter in New Zealand—*congrats, kabayan!* Whether you're coming to work, join family, or study, moving here is a big step. But don't worry—we got you! Here's a practical and friendly guide to help make your transition smoother:

1. Get Used to Doing Things Yourself

In NZ, **you are your own "kasambahay."**

There are no helpers, and services like laundry or cooking delivery can be expensive.

✦ Start practicing these skills before you arrive:

- **Cooking** basic meals (budget-friendly & good for your health)
- **Doing laundry** (washing machine, drying, folding)
- **Basic cleaning** (vacuuming, wiping surfaces, toilets, etc.)

💡 *Pro tip: Learn to cook your favorite ulam! Having home-style meals after work really helps with homesickness.*

2. Get a Local SIM Card ASAP

As soon as you land, **get a New Zealand SIM card** so you can:

- Use Google Maps and public transport apps
- Stay connected with your employer or agency
- Contact flatmates, landlords, or new friends


✦ **Popular networks:**

- **Spark**
- **Vodafone (One NZ)**
- **2degrees**


💡 *Pro tip: You can buy a SIM at the airport, convenience stores, or phone shops in malls.*

3. Find the Filipino Community Near You

One of the best things you can do is **connect with fellow Pinoys**. They're your *instant family away from home*.

 Join these:

- **Pinoys in New Zealand** (Facebook group – very active!)
- Filipino church groups or youth orgs
- Local Filipino events (check your city council's event page too!)

 *Don't be shy—message or comment in the group. Most kababayans are more than willing to help, especially if you're new!*


4. Checklist: What You Should Do After You Arrive

Here's a quick list of must-do tasks:

- ✓ Apply for your **IRD number** (this is needed so you can get paid)
- ✓ Open a **bank account** (bring your passport and proof of address)
- ✓ Register with a **GP (doctor)**—important for non-urgent health needs
- ✓ Learn how to use the **public transport system**
- ✓ Buy **warm clothes and a good jacket**—NZ weather can change fast!
- ✓ Start looking for **flatmates or rental listings** on websites like:
 - www.trademe.co.nz
 - www.realestate.co.nz
 - www.flatmateswanted.co.nz

5. Improve Your English Confidence

You don't need perfect grammar—but do practice **speaking clearly** and understanding Kiwi accents (yes, they can be tricky at first!).

 *Tip: Watch New Zealand shows, listen to local radio, or talk to Kiwi colleagues as much as you can. Most locals are friendly and patient*


6. Respect the Rules (Even the Small Ones!)

NZ is a very law-abiding country. Some small things that are *actually a big deal* here:


- **Recycle properly** (every household follows waste sorting rules)
- **Pay on time** (rent, utilities, fines—don't ignore them)
- **Don't litter or jaywalk** (you can get fined)
- **Be on time**—Kiwis value punctuality!

7. Know That It's Okay to Ask for Help


Everyone goes through an adjustment phase. Some days will be exciting, some will be lonely—and that's normal.


 *Reach out to community groups, talk to your employer or support networks, and don't isolate yourself. You're not alone.*


Extra Tips from Kababayans in NZ:


 **NZ weather** can be “four seasons in one day.” Always check the forecast and layer your clothes.

 **Buy second-hand items** from Facebook Marketplace, op shops (like Salvation Army or Habitat for Humanity), or Trade Me.

 **Driving in NZ?** You can use your PH license for a limited time—consider converting it to a NZ license if you'll stay longer.

 **Pack your favorite snacks or condiments** (dried fish, Knorr cubes, etc.)—some are hard to find or pricey here!

 **Save receipts and learn to budget**—helps track your budget and return items if needed.

 New Zealand may not have the same comforts as home, but it offers a life full of opportunities, beauty, and kindness. With preparation, a positive mindset, and support from the *Filipino spirit*, you'll do more than just survive—you'll thrive.

Mabuhay and good luck, future Kiwi! 